



Home Learning - w/c 30/03/20

Reception

Achieve Believe Care


Why not start your day at home the same way we started every day in school...with 'Wake up Shake up' <https://www.youtube.com/watch?v=1gUbdNbu6ak> .

Following this, take a look at this PPT, there is a copy of this weeks story (although please feel free to read a copy from home if you have one) as well as a table displaying a number of suggestions for activities you might like to choose to complete at home during this week (each week there will be a new theme and a new set of activities). There is also a list of useful links, some of which you are signposted to within activities set.


This week our theme will be the story of

'The 3 little Pigs'


The Three Little Pigs




Once upon a time, there lived three little pigs.




One day, they decided to leave home and build houses of their own.




The first little pig thought that straw would make a good house.
He built the house very quickly and he was very pleased with it.



The second little pig thought that sticks would make a fine house.
He built the house very quickly and he was very pleased with it.




The third little pig thought that bricks would make a strong house.
It took him a long time to build the house but he was very
pleased with it.



One day, a big bad wolf came along.




He saw the first little pig in his house of straw.
“Little pig, little pig, let me come in,” he snarled.
“Not by the hair on my chinny, chin, chin!” cried the first little pig.




“Then I’ll huff and I’ll puff and I’ll blow your house down!” growled the big bad wolf.




So he huffed and he puffed and he blew the house down!
The first little pig escaped and ran to join his brother in the house
made of sticks.



The big bad wolf followed the little pig to the house made of sticks.
“Little pig, little pig, let me come in,” he snarled.
“Not by the hair on my chinny, chin, chin!” cried the second little pig.




“Then I’ll huff and I’ll puff and I’ll blow your house down!” growled the big bad wolf.



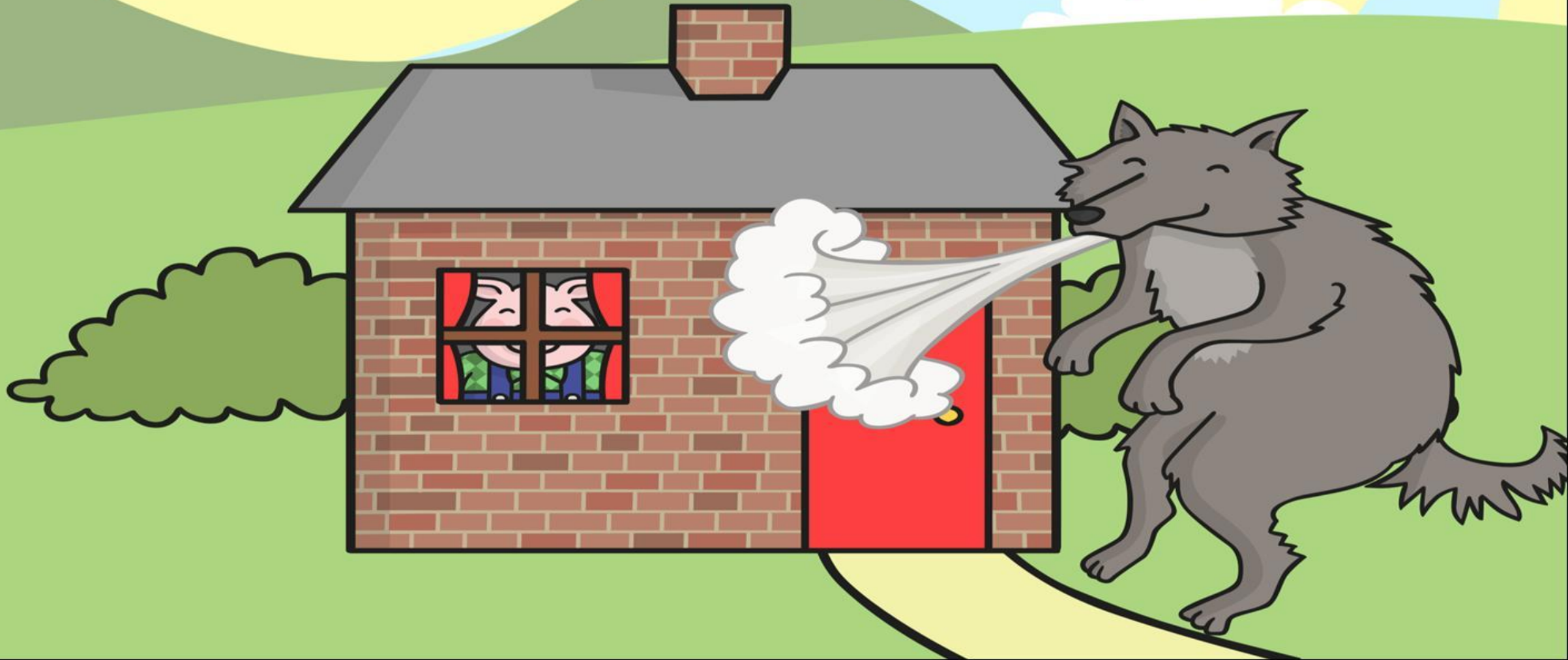
So he huffed and he puffed and he blew the house down!
The two little pigs escaped and ran to join their brother in the house
made of bricks.




The big bad wolf followed the pigs to the house made of bricks.
“Little pig, little pig, let me come in,” he snarled.
“Not by the hair on my chinny, chin, chin!” cried the third little pig.



He huffed and he puffed, but the house was too strong. He could not blow it down!



This made the big bad wolf very angry.
He climbed onto the roof of the house so he could crawl down the chimney.




The big bad wolf was in for a big surprise!
The third little pig had been cooking a big pot of stew and SPLASH!
The wolf fell right into the pot!



The wolf was very shocked. He jumped out of the pot and ran straight out of the house. He never came back again.



The little pigs lived happily ever after in the house made of bricks.



	Get Moving (approx. 30 mins)	Phonics (approx. 15 mins)	Reading (approx. 15 mins)	Kinetic Letters (approx. 10 mins)	Writing (approx. 30 mins)	Number (approx. 30 mins)	Shape, Space and Measure (approx. 30 mins)	Other areas... (approx. 30 mins)
Mon	Start the morning with 'PE' with Joe Wicks, live on YouTube at 9am.	Watch Jolly phonics A-Z on Youtube (see link), write the 'sounds' on pieces of paper to make your own flashcards. Can you recognise each sound? Can you read words an adult makes using these 'sounds', such as 'cat', 'frog' etc. Can you make some words yourself? Can you write these words?	Share this week's story 'The 3 little Pigs'.	Practise the letter 'c' using your kinetic letter resources.	Can you write a sentence describing the wolf in the story?	Numbers 0-20...can you correctly recognise each number? Can you place these numbers in order? If one is taken out of the sequence can you identify which number is missing by looking at the numbers before/ after. If you are shown a number between 0 - 20, can you say what is one more/ one less?		Listen to the song 'Debbie and friends- 3 little pigs' (see link). Can you join in with the song? Can you copy the dance actions or even make up some of your own?
Tues	Start the morning with 'PE' with Joe Wicks, live on YouTube at 9am.	Watch Jolly phonics phase 3 on Youtube (see link), write the 'sounds' on pieces of paper to make your own flashcards. Can you recognise each sound? Mix your flashcards with those you made on Monday...can you read words an adult makes using these 'sounds', such as 'park', 'after' etc. Can you make some words yourself? Can you write these words?	Read your school book or a book from home.	Practise the letter 'o' using your kinetic letter resources.	Can you write a sentence describing the pigs in the story?	Continue working with numbers to 20, repeat activities from Monday. Use Top marks- caterpillar ordering (see link) numbers 1-20 (or to 100 if you are ready for a challenge) to practise ordering numbers.		Create characters from the story. Draw and colour in the characters from the story- 3 pigs and a wolf (you may want to draw and colour the 3 houses too). Cut your characters out carefully.
Wed	Start the morning with 'PE' with Joe Wicks, live on YouTube at 9am.	Play Picnic on Pluto on Phonics Play (see link), choose to either revise all phase 2 or all phase 3 dependent on the level you are working at. Revise reading words, establish whether it is a real word or a nonsense word? Have a go at writing some of the real words in simple sentences.	Read your school book or a book from home.	Practise the letter 'a' using your kinetic letter resources.	Can you write a sentence about what happened in the 'beginning' of the story?		Watch Singing Walrus 2D shape song (see link). Go on a shape hunt around your house/ garden, can you spot any 2D shapes? How many 2D shapes can you see?	Use the characters you made on Tuesday to retell/ re-enact the story of 'The 3 little pigs', can you use story language within your play e.g. once upon a time, I'll huff and puff and blow your house down, they lived happily ever after?
Thurs	Start the morning with 'PE' with Joe Wicks, live on YouTube at 9am.	Listen to phase 2 Tricky words (see link). Write these words onto pieces of paper, to create your own flashcards. Can you read each tricky word? Can you write them? Can you write a sentence that includes at least 2 of these tricky words?	Read your school book or a book from home.	Practise the letter 'd' using your kinetic letter resources.	Can you write 1 or more sentences about what happened in the 'middle' of the story?		Watch Singing Walrus 3D shape song (see link). Go on a shape hunt around your house/ garden, can you spot any 3D shapes? How many 3D shapes can you see?	Look around your house, what materials can you see/ find? Discuss with a grown up which materials are strong and which are not...what is the strongest material you found at home?
Fri	Start the morning with 'PE' with Joe Wicks, live on YouTube at 9am.	Listen to phase 3 Tricky words (see link). Write these words onto pieces of paper, to create your own flashcards. Can you read each tricky word? Can you write them? Can you write a sentence that includes at least 2 of these tricky words?	Read your school book or a book from home.	Practise the letter 'g' using your kinetic letter resources.	Can you write a sentence about what happened at the 'end' of the story?	Log on to Maths seeds using your personal log on...have a go at completing the activities set for you.		Paint or draw your favourite part of this week's story. Can you tell an adult why this was your favourite part of the story?
	Remember: You could also have a go at some 'Cosmic Kids' yoga sessions during the day too (see link)!	Remember: If you know all of your phase 2 and 3 tricky words, you can start learning your phase 4 words in just the same way. Also if you are struggling on certain sounds this week, put those flashcards to one side and keep practising these ones (not just the ones you definitely do know).	Remember: Use your phonic knowledge to help you. Look at the sounds carefully, sound them out and then blend them together in order to read words.	Remember: All of these letters start at Scared Monkey under the low branch (see kinetic letter pack handed out at parents evening for how to form letters).	Remember: Say the sentence you want to write out loud first, don't forget your full stop!	Remember: If you are confident with numbers beyond 20, you can complete these activities with higher numbers. If you are not confident with numbers to 20, practise to 10 first and begin introducing to 20.	Remember: 2D shapes are 'flat' and 3D shapes are 'fat'.	Remember: You are learning constantly through your play, so don't forget to have fun and play all those things you love too!

Useful links...

<https://www.youtube.com/watch?v=1gUbdNbu6ak> Wake up Shake up!

<https://www.youtube.com/watch?v=OEBRDtCAFdU> 2D shapes song

<https://www.youtube.com/watch?v=guNdJ5MtX1A> 3D shapes song

https://www.youtube.com/watch?v=WR4L_t6IAfc Debbie and friends - 3 little pigs

<https://www.topmarks.co.uk/ordering-and-sequencing/caterpillar-ordering> Topmarks

<https://www.youtube.com/watch?v=1Qpn2839Kro> Jolly Phonics A-Z

<https://www.youtube.com/watch?v=W8Jp5MutVIQ> Jolly Phonics phase 3

<https://www.phonicsplay.co.uk/PicnicOnPluto.html> Picnic on Pluto

<https://www.youtube.com/watch?v=TvMyssfAUx0> Tricky words phase 2

<https://www.youtube.com/watch?v=R087lYrRpgY> Tricky words phase 3

<https://www.youtube.com/watch?v=KAT5NiWHFIU> Cosmic Kids Yoga

Don't forget, your grown up can upload any of your work to Tapestry, we will be looking out for your observations and cant wait to see all the things you have been up to while we are not in school...your grown up might want to upload some pictures/ work of different tasks this week, along with a blurb letting us know how you've got on with these tasks, in 1 observation at the end of the week rather than an observation per task.

Take care, stay home and safe!

We miss you all but will be sure to see you all soon.

Miss Holden and Mrs Trimmer.